

Methodological note on reporting

Methodological procedures

In order to guarantee the uniformity of the indicators over the entire scope of the consolidation, a methodological reporting guide in French and English is issued to all personnel involved. Updated following consolidation of the previous year's data and the comments of contributors, it specifies the methodologies to be used for reporting indicators: definitions, methodological principles, units, calculation formulas, conversion factors. Sustainable development indicators are gathered, controlled and consolidated using reporting software incorporating a workflow process.

Scope of the consolidation

In 2008, the "World" scope incorporated in Enablon covered 95% of Bouygues Construction's consolidated sales. Indicators relating to sales are calculated on this basis. The following entities did not consolidate data over their entire range of operations:

- VSL: 80% of consolidated sales,
- ETDE: 74.5% of consolidated sales.

Since the Concessions division's business is not consolidated financially, none of the indicators relating to its revenues have been taken into account. Only social and community data concerning the Concessions division has been integrated into the report. Indicators linked to human resources relate

to all entities consolidated by the Group. A portion of the social data was supplied by the Bouygues Construction central Human Resources department.

Data relating to consortiums, partnerships and joint ventures

When a project is carried out by a consortium that includes several Bouygues Construction companies, data relating to the project is reported only by the lead company of the consortium. When a project is carried out in the framework of a partnership or joint venture, data is reported in proportion to the sales recorded by the Bouygues Construction company in question.

Variations in scope

In 2008, the principal changes to the scope of consolidation were the following:

- ETDE – a broader scope. However, companies acquired during the course of the year were not taken into account.
- Bouygues Bâtiment International – integration of all countries in the reporting scope (recent acquisitions and very small operations not consolidated in the 2007 report).
- Bouygues Travaux Publics – consolidation of additional indicators (specified in the scope).

In 2006 and 2007, indicators relating to sales were calculated on the basis of 100% of Bouygues Construction's consolidated sales.

Choice of indicators

A task force consisting of a representative from each entity of Bouygues Construction and directed by the Sustainable Development department elaborated a reference framework of environmental, social and community indicators that makes it possible to monitor our progress in implementing our sustainable development policy.

Consolidation and control

The data gathered is controlled and then confirmed by the Group's operating units. Social indicators are confirmed by the central Human Resources department. The Sustainable Development department consolidates the data and checks it for consistency.

Methodological limits

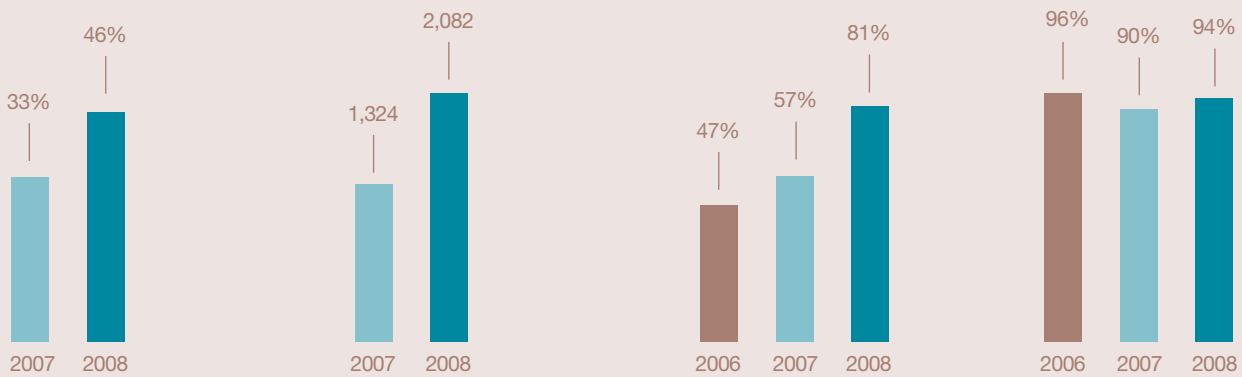
The sustainable development indicators can entail methodological limits because of:

- the representativeness of measurements and estimations carried out,
- changes in definition that could affect comparability,
- the practical considerations of data reporting.

Economic challenges



Foster a trusting relationship with customers



Percentage of operations handed over that are subject to a customer satisfaction process

World excluding ETDE – GRI* PR5

Number of managers trained in business ethics in the past three years

World – GRI SO3

Percentage of sales covered by triple Quality-Safety-Environment certification

World – GRI PR1

Percentage of sales covered by an ISO 9001 certified quality management system

World – GRI PR1

*GRI: Global Reporting Initiative. A detailed breakdown of these classifications can be found on www.globalreporting.org

Involve suppliers and subcontractors in sustainable development



Percentage of sales carried out by operating units that have developed an action plan to involve subcontractors in the Quality-Safety-Environment drive

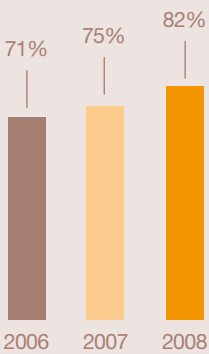
European subsidiaries excluding Bouygues Bâtiment International (and excluding Bouygues Travaux Publics in 2007) – Internal

Percentage of sales carried out by operating units that systematically include the Sustainable Development Charter in their subcontractor and supplier contracts

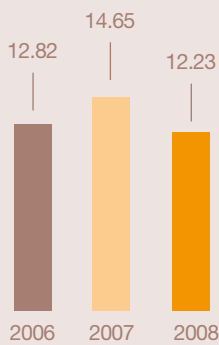
European subsidiaries excluding Bouygues Bâtiment International (and excluding Bouygues Travaux Publics in 2007) – Internal

Social and community challenges

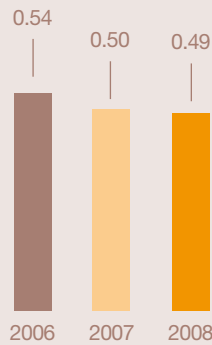
Improve accident prevention methods



Percentage of sales covered by an ILO or OHSAS 18001 management system or equivalent
World – GRI PR1

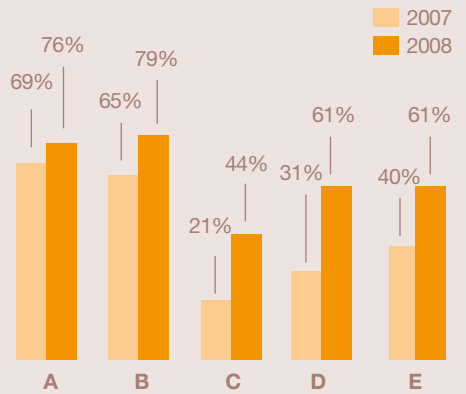


Frequency rate of employee workplace accidents
World – GRI LA7



Severity rate of employee workplace accidents
World – GRI LA7

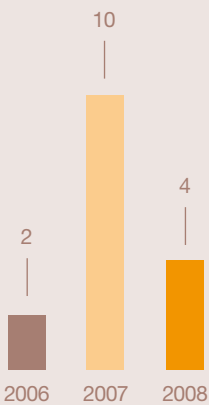
Develop employees' skills



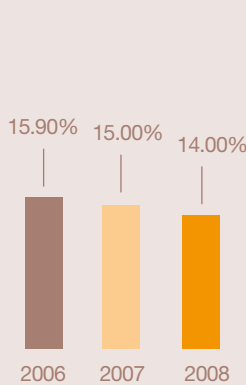
Percentage of employees having received training during the year:

- A Managers (France)
- B Supervisors (France)
- C Management (international only)
- D Site workers (world)
- E Total

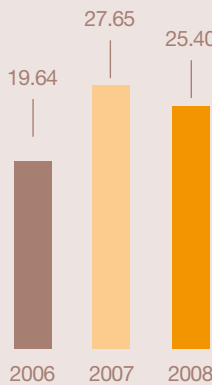
World – GRI LA10



Number of fatal accidents involving employees
World – GRI LA7



Frequency rate of fleet vehicle road accidents involving third parties
World – Internal



Frequency rate of workplace accidents involving temporary site workers
France – Internal

71%

of employees benefited from regular evaluation of performance and career development in 2008 (compared to 64% in 2007)

France – GRI LA10

4.88%

of the annual payroll devoted to training in 2007 (compared to 4.6% in 2006)

France – GRI LA10

Improve health protection

100%

of employees benefited from supplementary insurance for high risks, hospitalisation and maternity in 2008

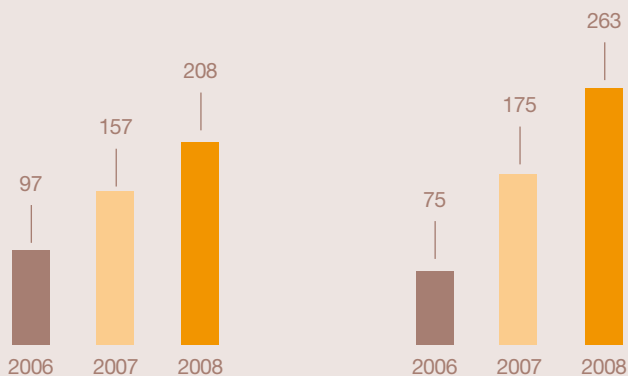
France excluding Bouygues Travaux Publics – GRI LA7

48

cases of occupational illness were acknowledged by the French public health authority in 2008

France excluding Bouygues Travaux Publics – GRI LA7

Participate in local economic and social life



Number of operations carried out in the year in partnership with local organisations promoting social inclusion

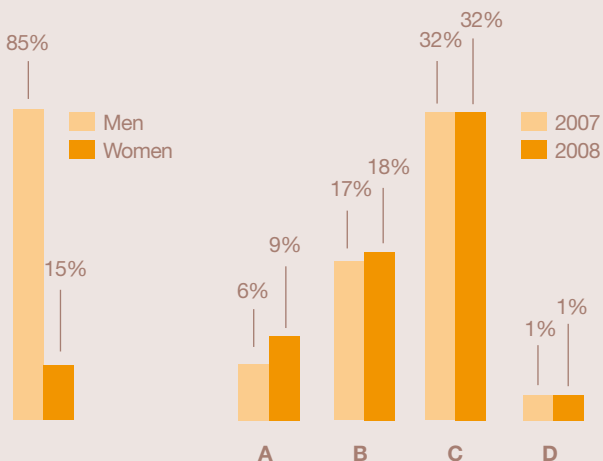
France – Internal

Number of partnerships seeking to support social inclusion, education and healthcare in the course of the year

World – Internal

Bouygues Travaux Publics only began monitoring this indicator in 2008, and so was not included in the consolidation in 2006 and 2007. This partly accounts for the increase.

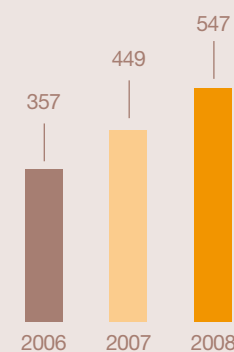
Promote diversity within the Group



Proportion of women in the total workforce in 2008

Breakdown of women employees by status
A Senior management (members of management committees)
B Managers
C Supervisors
D Site workers

France – GRI LA13



Number of disabled workers on permanent work contracts

France – Internal

€715 k

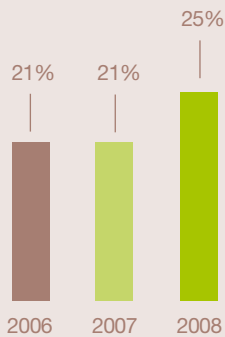
of work contracted to sheltered workshops and service industries in 2008 (compared to €380 k in 2007)

France – Internal



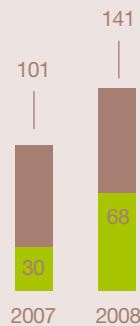
Environmental challenges

Design and promote high environmental performance buildings and structures



Percentage of R&D budget devoted to sustainable construction

World – Internal



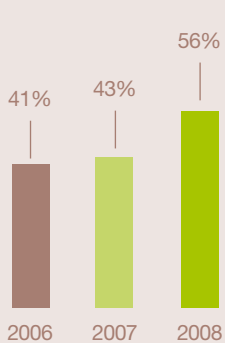
Total number of orders taken for buildings with an environmental label or certification (those for which Bouygues Construction is the specifier shown in green)

French and international building operations

37%

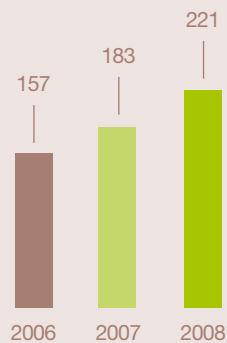
of orders taken for buildings in 2008 correspond to buildings with an environmental label or certification (compared to 23% in 2007)

French and international building operations



Percentage of projects with the "Chantier Bleu"* label

Bouygues Entreprises France-Europe operations



Number of "Chantier Bleu"* labels

Bouygues Entreprises France-Europe operations

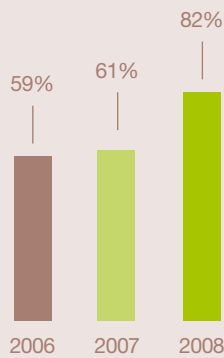


Fuel consumption (in millions of liters) of the company's fleet of cars and vans

France

*"Chantier Bleu" is an internal Quality, Safety and Environment performance label.

Introduce an environmental management system



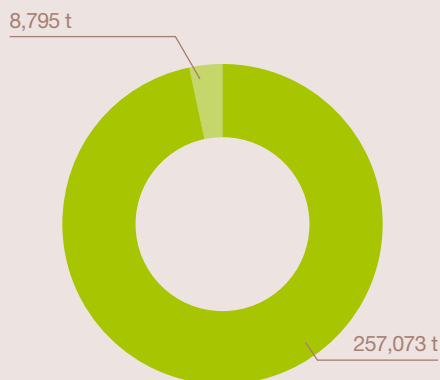
Percentage of sales covered by an ISO 14001 certified environmental management system
World – GRI PR1

Reduce nuisance for local residents



Percentage of sites involving local residents through consultation, communications campaigns or satisfaction surveys
World excluding ETDE and civil works operations – Internal

Reduce and recycle waste



● Total quantity of hazardous waste collected
● Total quantity of non-hazardous waste collected
France excluding DTP Terrassement – GRI EN22

39%

of non-hazardous waste was recycled
Bouygues Entreprises France-Europe (excluding Bouygues UK)